


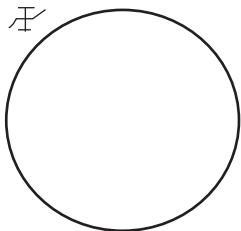
just remembered this really cool exercise and decided to share...I think it's from the Illustrator Bible, or maybe an early classroom in a book.

1) First make a circle..



2) Fill the circle with a radial gradient, stretching to give it a spherical appearance.

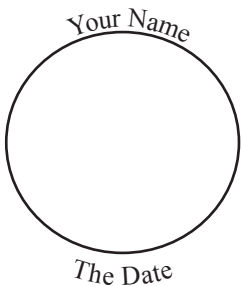
Command - C to copy.



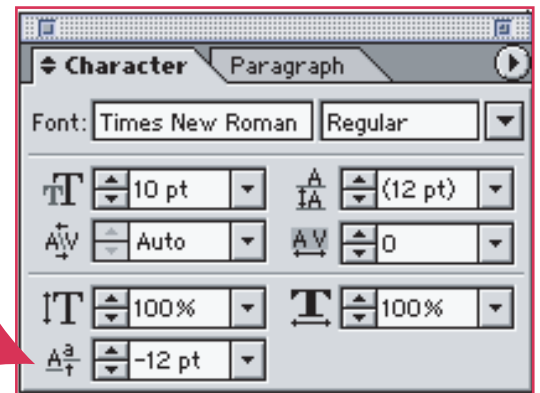
3) Using the Path Text tool, click on the circle. The gradient fill will disappear. Type your name across the top. Select the type object and use the 'I beam' to move the text into place.



4) Command - F to paste in front then click on the bottom of the circle to type the date. Select the type object and flip the text inside the circle using the 'I beam'. The text will be inside of the circle at this point



5) Select the text and apply a negative baseline shift to move it below the edge of the circle.



6) Command - F to paste the gradient circle in front.